

# Learning Activities for Baking Magic:

## A Unicorn & Dragon Friendsgiving Story

Fun, friendship, and learning inspired by the magical world of Unicorn & Dragon.

Explore teamwork, patience, counting, emotions, and creativity through hands on play!



### Teacher/Parent Note:

These printable activities are designed to extend the joy of reading *Baking Magic*.

Children will practice cooperation, sequencing, observation, and emotional awareness —

---

**Choo-Choo Animation Studio LLC • A Rosa Rivera Creative Production**

© 2025 Choo-Choo Animation Studio LLC All Rights Reserved.

*Reproduction or distribution of this material without permission is prohibited.*

[www.ChooChooAnimationStudio.com](http://www.ChooChooAnimationStudio.com)



# Learning Activities for Baking Magic: A Unicorn & Dragon Friendsgiving Story

Name: \_\_\_\_\_

## FIND IT FUN: KITCHEN HUNT

Directions:


Circle or color all the baking tools and ingredients you can find in the kitchen scene!

Can you spot the pumpkin, eggs, milk bottle, bowl, spoon, tea pot, and mixer?

Encourage children to describe each item out loud — what it does, how it helps, or what sound it makes!

Skills Highlighted: Visual recognition, Vocabulary building, and Focus and attention to detail.

|                     |   |
|---------------------|---|
| <b>PUMPKIN</b>      |    |
| <b>EGGS</b>         |    |
| <b>SPOON</b>        |    |
| <b>TEA POT</b>      |   |
| <b>MILK BOTTLE</b>  |  |
| <b>BOWL</b>         |  |
| <b>CAKE MIX BOX</b> |  |
| <b>MIXER</b>        |  |



# Learning Activities for Baking Magic:

## *A Unicorn & Dragon Friendsgiving Story*

Activity -

Name: \_\_\_\_\_

### ***Bake Your Way to the Oven!***

Learning Skill: Develops problem-solving, focus, and direction-following skills.

#### **Instructions:**

Start at the bowl of cake mix.


Follow the correct path to reach the oven and bake your magical cake!

Watch out — donuts, fruit, and other yummy treats might trick you into a dead end!

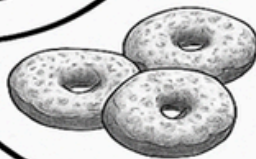
When you reach the oven, shout “Baking Magic Complete!”

## **Maze to Bake Cake**

Reach the oven to put the cake mix inside.



***Finish!***



***Start!***



**Learning Skill:** Activity Works on Problem-Solving

**Choo-Choo Animation Studio LLC • A Rosa Rivera Creative Production**

© 2026 Choo-Choo Animation Studio LLC All Rights Reserved.

*Reproduction or distribution of this material without permission is prohibited.*

[www.ChooChooAnimationStudio.com](http://www.ChooChooAnimationStudio.com)

# Learning Activities for Baking Magic:

## *A Unicorn & Dragon Friendsgiving Story*

### Activity – Count & Color the Ingredients!

Name: \_\_\_\_\_

#### Directions:

Count each group of baking items below. Write the correct number in the box and color each picture!  
Say the word out loud together to practice speaking and counting.

Eggs:




Count: [ \_\_\_\_ ]

Milk Bottles:



Count: [ \_\_\_\_ ]

Butter Sticks:



Count: [ \_\_\_\_ ]

Mixing Bowls:



Count: [ \_\_\_\_ ]

Donuts:



Count: [ \_\_\_\_ ]

**Skills Highlighted:** *Counting · Vocabulary · Observation · Fine Motor*




# Learning Activities for Baking Magic: A Unicorn & Dragon Friendsgiving Story

Name: \_\_\_\_\_

## Activity 1: Sequence the Baking Steps!

Unicorn and Dragon mixed up their baking steps again! Can you help them put them in the right order?  
Write numbers 1–4 next to each picture or sentence.

- \_\_\_ Decorate with sprinkle
- \_\_\_ Mix the batter
- \_\_\_ Bake the cake
- \_\_\_ Pour into the pan



*Extension idea: Cut out the steps and glue them in order on a separate page or poster!*

**Skills Highlighted:** Sequencing · Comprehension · Critical Thinking

## Activity 2: Kitchen Teamwork Challenge!

Grab a grown-up, friend, or sibling and complete one fun kitchen task together.  
Circle what you tried and talk about how teamwork made it easier!

- ★ Mix pancake batter together
- ★ Make a sandwich and share it
- ★ Set the table for a meal
- ★ Stir a bowl of pretend soup
- ★ Sort spoons and forks by size



After the task: Draw a picture below of how you worked together and what each person did!

**Choo-Choo Animation Studio LLC · A Rosa Rivera Creative Production**

© 2025 Choo-Choo Animation Studio LLC. All Rights Reserved.  
*Reproduction or distribution of this material without permission is prohibited.*

[www.ChooChooAnimationStudio.com](http://www.ChooChooAnimationStudio.com)

# Color the Baking Magic!

1. Grab your favorite crayons, markers, or colored pencils.
2. Add bright colors to Unicorn, Dragon, and all their yummy baking treats!
3. Don't forget the sparkles – every baker needs a little magic shine!
4. When you're done, show your masterpiece to a parent or teacher.

